



FULL CIRCLE[®]
CERAMICS



PORCELAIN • CERAMIC • MOSAIC • NATURAL STONE

TILE COLLECTIONS



CONTENTS

- 02-55 **Porcelain & Ceramic Collection**
- 56-75 **Mosaic Collection**
- 76-81 **Natural Stone Collection**
- 82-88 **Product Information**

COVER PRODUCTS: Como Arabesque Nero PORCELAIN (floor)
with Atlanta Nero PORCELAIN (walls).

PRODUCT SHOWN HERE: Icon Scuba PORCELAIN

These symbols are used throughout this brochure as a quick reference guide to show where you can use the product. However, always speak to a specialist installer for suitability before purchasing and installing product.



Wall application



Floor application



Bathrooms



Showers & wet rooms



External application

Welcome to Full Circle Ceramics,
one of the UK's largest independent
suppliers of premium quality
porcelain, ceramic, mosaic, and
natural stone tiles.

Using our extensive industry experience, we have sourced unique tile and stone ranges from around the world to suit every style and budget. For your convenience, all these ranges are available at a tile or bathroom retailer near you.

Our customers are at the heart of what we do at Full Circle Ceramics and we are committed to delivering premium tiling products alongside exceptional customer service. That's why our team and national network of industry leading tile retailers are on hand to provide you with expert advice, samples and support.

Our product range is constantly evolving, so enjoy a moment browsing through our brochure or website using our products as inspiration to create your dream home. Then find your nearest retailer by visiting **fullcircleceramics.co.uk**





Porcelain & Ceramic Collection

Sourced from locations across the world and drawing inspiration from the latest interior design trends, our stunning collection of porcelain and ceramic tiles enables you to bring a distinctive style, flair and character to your home.

Combining durability with low maintenance, our porcelain and ceramic tiles are an ideal choice for the modern home. Additionally, the wealth of sizes, finishes, colours and textures available means we've got a wall or flooring option to suit you, whatever your style or budget.

French Parquet

Inspired by the stunning geometric pattern, parquet, the French Parquet collection is bound to inspire your own interior style thanks to its warm, rustic yet inherently sophisticated appearance.






French Parquet **Grigio**



French Parquet **Bianco**



French Parquet **Moro**



FINISH Matt
SIZE (mm) 610 x 610
THICKNESS (mm) 10

Forest

Inspired by the timeless style of parquet flooring, the Forest range offers a stunning visual effect that will add all the character and depth of wooden flooring to your room without the high maintenance and hefty price tag.

Forest **Neutro** (SHOWN ON THE ISLAND UNIT)




Forest **Teak** (SHOWN ON THE FLOOR)



Forest Oak



Forest Walnut



Forest Grafito



Forest Beech



FINISH MATT
SIZE (mm) 300 x 75
THICKNESS (mm) 9

Jungle

Jungle tiles can be laid in many popular tiling patterns, or combine any of the three different colours in the collection to create a timeless, neutral aesthetic with a distinctive, contemporary twist.



Jungle Neutro with Jungle Gris (FLOOR INLAY)



FINISH MATT
SIZE (mm) 300 x 75
THICKNESS (mm) 9

Jungle Beige (SHOWN RIGHT)



Calacatta

With either statement gold or silver tones, the Calacatta collection offers versatility while exuding stylish elegance. Choose from a lappato or gloss finish, and an undulating or smooth texture to add a dramatic dimension or sleek, seamless texture to your room.

Calacatta Silver with Silver Décor **CERAMIC**





FINISH LAPPATO **PORCELAIN**

SIZE (mm) 600 x 600

THICKNESS (mm) 9.6

FINISH GLOSS **CERAMIC**

SIZE (mm) 600 x 300

THICKNESS (mm) 10

Please note: Décor are only available in 600 x 300 size.
Lappato and gloss tiles are not recommended for use on shower floors.
These ceramic tiles are only recommended for use on walls.

Calacatta Gold Décor **CERAMIC**




Calacatta Gold



Excell

Featuring a large format design with a polished finish, Excell porcelain tiles are the perfect embodiment of chic, contemporary interior design trends.

Excell Invictus



Excell Parsel



Excell Nexxside



Excell Padova Blue



FINISH POLISHED
SIZE (mm) 1200 x 1200
THICKNESS (mm) 10

Please note: Polished tiles are not recommended for use on shower floors.

Available in a choice of tones and imitating the deep, beautiful patterns of natural stone, the Excell collection has the ability to transform your home into a nature-inspired, aspirational haven.



Excell Padova Sand



Como

Striking, beautiful, distinctive and unique. Como's large format has a sleek lappato finish and is designed to impress. This range is a more than a statement, it's a work of art!

Como Arabesque Nero (WALL PRODUCT: Atlanta Nero)






Como Covelano



Como Invisible Grey



Como Sahara Noir



Como Travertino Silver



FINISH LAPPATO
SIZE (mm) 1200 x 600
THICKNESS (mm) 10

Please note: Lappato tiles are not recommended for use on shower floors.

Amalfi

This striking Spanish porcelain tile perfectly mimics the distinctive veining and heavy variation found in natural stone. The Amalfi range is available in four different colours and a flat matt finish. Their large square format will create a feeling of space any size of room.





Amalfi Anthracite (SHOWN ON THE FIREPLACE)




Amalfi Gris (SHOWN ON THE FLOOR)

Amalfi Beige



Amalfi Blanco (SHOWN ON THE WALL)



FINISH MATT
SIZE (mm) 1000 x 1000
THICKNESS (mm) 10

Atlanta

Reminiscent of Gneiss Quartzite with its distinctive white veining, Atlanta is a versatile range in three colours. Manufactured in Italy, its natural finish gives it excellent non-slip properties making it ideal for kitchen and bathroom areas, including wet rooms.



Atlanta Bianco



Atlanta Nero



Atlanta Grigio (SHOWN RIGHT)

FINISH NATURAL

SIZES (mm) 600 x 300 | 600 x 600 | 800 x 400

THICKNESS (mm) 10

Please note: 600 x 600mm Nero tiles are special order only.





Imperial

The Imperial range offers show-stopping high quality Italian porcelain tiles. Inspired by the striking sedimentary layering found in natural onyx stone, these large format tiles, with a lappato finish, offer a truly unique look.

Imperial Earl (WALL PRODUCT: Icon Almond)






Imperial Duchess



Imperial Duke



Imperial Emperor



Imperial Princess



FINISH LAPPATO
SIZE (mm) 1200 x 600
THICKNESS (mm) 10

Please note: Lappato tiles are not recommended for use on shower floors.

Milan


Milan Italian porcelain has a range of five colours and four sizes, allowing you to create an array of modular patterns to suit your style. It comes with a natural finish, sculpted edge and is suitable for both floors and walls.

Milan Bovet (LAYING PATTERN 2 – SEE PAGE 84)





Milan Alba (LAYING PATTERN 3 – SEE PAGE 84)



Milan Chantilly (SHOWN WITH SQUARE FORMAT TILES)



Milan Exilles (LAYING PATTERN 1 – SEE PAGE 84)



Milan Rocher (LAYING PATTERN 2 – SEE PAGE 84)



FINISH NATURAL

SIZES (mm) 300 x 300 | 450 x 300 | 450 x 450 | 605 x 605

THICKNESS (mm) 10

Conisbrough

Available in five colours and a selection of four different sizes, Conisbrough brings urban chic to a reworked stone look. Offered in both natural and lappato finishes, this stunning Italian porcelain lends itself equally well to contemporary or traditional settings.





Conisbrough Arundel (WITH LAPPATO FINISH)



FINISH LAPPATO

SIZES (mm) 600 x 600* | 1200 x 200* | 1200 x 600*

THICKNESS (mm) 10

* Available by special order

Please note: Lappato tiles are not recommended for use on shower floors.

Conisbrough Ludlow (WITH NATURAL FINISH)



Conisbrough Prudhoe (WITH NATURAL FINISH)



FINISH NATURAL

SIZES (mm) 300 x 100 | 600 x 600 | 1200 x 200 | 1200 x 600*

THICKNESS (mm) 10

* Available by special order

Conisbrough

Conisbrough Warwick (WITH NATURAL FINISH)



FINISH NATURAL

SIZES (mm) 300 x 100 | 600 x 600 | 1200 x 200 | 1200 x 600*

THICKNESS (mm) 10

* Available by special order



Conisbrough Windsor (WITH LAPPATO FINISH)



FINISH LAPPATO

SIZES (mm) 600 x 600* | 1200 x 200* | 1200 x 600*

THICKNESS (mm) 10

* Available by special order

Please note: Lappato tiles are not recommended for use on shower floors.

Icon

The ultimate in statement style! Icon has a lappato finish in a choice of five colours and two sizes, 1200 x 200mm or 1200 x 600mm. Create a multitude of contemporary looks with this beautifully made Italian porcelain, suitable for walls and floors.





Icon Charcoal (WALL PRODUCT: Icon Oyster)



Icon Almond



Icon Glacier



FINISH LAPPATO

SIZES (mm) 1200 x 200 | 1200 x 600

THICKNESS (mm) 10

Please note: Lappato tiles are not recommended for use on shower floors.

Icon

Icon Oyster



FINISH LAPPATO

SIZES (mm) 1200 x 200 | 1200 x 600

THICKNESS (mm) 10

Please note: Lappato tiles are not recommended for use on shower floors.



Icon Scuba



New Orleans

The New Orleans range of Italian porcelain offers an extensive collection of plain, vintage patterned and textured tiles in a variety of sizes to enable endless design possibilities.



New Orleans **Bourbon Street**

FINISH NATURAL

SIZES (mm) 200 x 100 | 200 x 200 | 277 x 240 HEXAGONAL

THICKNESS (mm) 10.5

Bourbon Street has complementary décor tiles which can be used alone, combined with plain base tiles to create highly distinctive statement floors, or used more subtly as decorative borders.



New Orleans Bourbon Street



New Orleans Bourbon Street Rectangular Décor



Each box contains a random mix of these designs.

New Orleans Bourbon Street Hexagonal Décor



New Orleans Bourbon Street Square Décor



New Orleans

New Orleans Royal Street



New Orleans Royal Street Rectangular Décor



Each box contains a random mix of these designs.

New Orleans Royal Street Hexagonal Décor



New Orleans Royal Street Square Décor





New Orleans Canal Street



New Orleans Garden District



New Orleans Garden District



FINISH NATURAL

SIZES (mm) 200 x 100 | 200 x 200 | 277 x 240 HEXAGONAL

THICKNESS (mm) 10.5

Please note: Canal Street does not have a hexagonal tile option.

Royal Street's décor tiles can be used alone or used more subtly as decorative borders. They can also be combined with complementary plain base tiles to create highly distinctive statement floors and walls.

New Zealand

Manufactured in Italy to the highest quality standards, the New Zealand range offers a selection of beautiful wood grained tiles in an authentic 1200 x 200mm plank format. Available in both natural and lappato finish.





New Zealand Awanui (WITH NATURAL FINISH)



New Zealand Catlins (WITH LAPPATO FINISH)



New Zealand Fiordland (WITH LAPPATO FINISH)



FINISHES NATURAL & LAPPATO

SIZE (mm) 1200 x 200

THICKNESS (mm) 10

Please note: Lappato tiles are not recommended for use on shower floors.

New Zealand





New Zealand Nelson (WITH LAPPATO FINISH)



New Zealand Victoria (WITH LAPPATO FINISH)



New Zealand Tasman (WITH NATURAL FINISH)



FINISHES NATURAL & LAPPATO

SIZE (mm) 1200 x 200

THICKNESS (mm) 10

Please note: Lappato tiles are not recommended for use on shower floors.


Oakland

The Oakland range is available in five colours from soft beige to rich natural wood and cool bleached whites, great for creating a Scandinavian look. Oakland offers all the aesthetics of wood with the practicality and durability of porcelain. When used together on the floor and walls it creates a sense of space and continuity.





Oakland Beige (FEATURED LEFT)



Oakland Blanco



Oakland Gris



Oakland Natural



Oakland Oak



FINISH MATT

SIZE (mm) 900 x 150

THICKNESS (mm) 9



Sálvora

Presented with six patterns, two plain colours and two detail tiles, Sálvora is a contemporary twist on the traditional encaustic look. Offered in a single size natural finish, this range allows you to bring your personality to the forefront.

Sálvora Almirante





Sálvora Boedo



FINISH NATURAL
SIZE (mm) 592 x 592
THICKNESS (mm) 10

Sálvora

Sálvora Telmo



Sálvora Gaona




Sálvora Pampa



Sálvora Anthracite



Sálvora Bianco



FINISH NATURAL

SIZE (mm) 592 x 592

THICKNESS (mm) 10

All of the products in the Sálvora range have plain tiles available to complement the décor tiles.




Sálvora Crespo



Sálvora Crespo Corner




Sálvora Crespo Border



Tempo

The Tempo range provides the perfect backdrop to contemporary living. It is available in square and rectangular formats and includes a décor tile for the ultimate look in urban chic.

Tempo Grafito **CERAMIC**




Tempo Décor Grafito **CERAMIC**



Tempo Grey **CERAMIC**




Tempo Décor Grey **CERAMIC**



Tempo White **CERAMIC**



Tempo Décor White **CERAMIC**



Tempo Grafito **PORCELAIN**



Tempo Grey **PORCELAIN**



Tempo White **PORCELAIN**





FINISH MATT

SIZES (mm) 1000 x 330 | 600 x 600

THICKNESS (mm) 10

Please note: Décor tiles are only available in 1000 x 330mm format.

Thames

We have introduced the Thames range to add another dimension to our selection of large format tiles which is ever-increasing in popularity. Its soft matt finish exudes quality and sophistication. Combine it with underfloor heating to create that touch of luxury under foot.





Thames Basalt



Thames White



Thames Silver



FINISH MATT
SIZE (mm) 900 x 450
THICKNESS (mm) 10.2

Whistlewood

A versatile and truly authentic wood design in a choice of four colours. The natural finish provides an attractive, non-slip option, ideal for floors around the whole house. A great value option for busy family homes.

Whistlewood Bianco



Whistlewood Mist (ALSO SHOWN RIGHT)



Whistlewood Brown (SEE ALSO INSIDE BACK COVER)



Whistlewood Graphite



FINISH NATURAL
SIZE (mm) 1200 x 200
THICKNESS (mm) 8



Yosemite

The Yosemite range mimics the natural woodland tones that are the origin of its name. With two distinct finishes and five colours, matched with beauty and practicality, this range provides the perfect canvas for contemporary living.

Yosemite Tan (WITH NATURAL FINISH)



FINISHES LAPPATO & NATURAL

SIZE (mm) 1200 x 200

THICKNESS (mm) 10

Please note: Lappato tiles are not recommended for use on shower floors.

Yosemite Tan (WITH LAPPATO FINISH)



Yosemite Mulberry (WITH LAPPATO FINISH)



Yosemite Mulberry (WITH NATURAL FINISH)



Yosemite

Yosemite Shell (WITH NATURAL FINISH)



FINISHES LAPPATO & NATURAL

SIZE (mm) 1200 x 200

THICKNESS (mm) 10

Please note: Lappato tiles are not recommended for use on shower floors.




Yosemite Walnut (WITH NATURAL FINISH)



Yosemite Walnut (WITH LAPPATO FINISH)



Yosemite Olive (WITH LAPPATO FINISH)



Yosemite Olive (WITH NATURAL FINISH)





Mosaic Collection

Available in a range of different materials, including natural stone, glass and porcelain, our mosaic tiles will help you to take advantage of one of the largest interior design trends of the 21st century.

Our experts have sourced some of the very best quality mosaic tiles to help you express your individuality and creativity. Available in a broad range of colours and finishes, they can be used to create striking statement walls or exquisite, eye-catching borders to truly transform any interior space.

Mosaic Tiles

Arena Brick



FINISH VARIOUS
 SHEET SIZE (mm) 305 x 305
 TILE SIZE (mm) 30 x 15
 THICKNESS (mm) 8

Autumn Fall (FEATURED RIGHT)



FINISH GLAZED CERAMIC
 SHEET SIZE (mm) 300 x 300
 TILE SIZE (mm) 74 x 74
 THICKNESS (mm) 7.5

This mosaic is also available in Spring Bloom colourway (See page 74).

PRODUCT APPLICATION



Arena Brick	•	•	•
Autumn Fall		•	•
Andorra	•	•	•
Artemis Glass		•	•
Athena	•	•	•

OUR MOSAIC COLLECTION USES RECYCLED GLASS AND BY-PRODUCTS OF THE STONE AND JEWELLERY INDUSTRIES.

Every effort has been made to give a true representation of colour and appearance in these photographs. However, due to the reflective qualities and natural variations in the products, each tile, and therefore each mosaic, will have its own unique character.

As our mosaics are handmade, sheet sizes may vary by up to 5mm. All mosaics are supplied on a premium grade mesh backing sheet.

Andorra



FINISH BRUSHED
 SHEET SIZE (mm) 305 x 305
 TILE SIZE (mm) 25 x 25
 THICKNESS (mm) 10

Artemis Glass



FINISH VARIOUS
 SHEET SIZE (mm) 295 x 295
 TILE SIZE (mm) 15 x 15
 THICKNESS (mm) 8

Athena



FINISH VARIOUS
 SHEET SIZE (mm) 301 x 301
 TILE SIZE (mm) 15 x 15
 THICKNESS (mm) 8





Mosaic Tiles

Costello



PRODUCT APPLICATION



Coromell	•	•		
Costello	•	•	•	•
Benjamin	•	•	•	•
Blue Amber	•	•		

FINISH VARIOUS
SHEET SIZE (mm) 305 x 305
TILE SIZE (mm) VARIOUS
THICKNESS (mm) 8

Coromell (FEATURED LEFT)



FINISH VARIOUS
SHEET SIZE (mm) 298 x 298
TILE SIZE (mm) 48 x 23
THICKNESS (mm) 8

Benjamin



FINISH VARIOUS
SHEET SIZE (mm) 300 x 300
TILE SIZE (mm) 23 x 23
THICKNESS (mm) 10

Blue Amber



FINISH POLISHED
SHEET SIZE (mm) 317 x 321
TILE SIZE (mm) VARIOUS
THICKNESS (mm) 6

Mosaic Tiles

Dahli Black Brick



PRODUCT APPLICATION



Dahli Black Brick	•	•	•
Dahli Grey Brick	•	•	•
Ethan Black		•	•
Eden	•	•	•

FINISH VARIOUS
SHEET SIZE (mm) 286 x 286
TILE SIZE (mm) 20 x 10
THICKNESS (mm) 8

Dahli Grey Brick



FINISH VARIOUS
SHEET SIZE (mm) 286 x 286
TILE SIZE (mm) 20 x 10
THICKNESS (mm) 8

Ethan Black



FINISH VARIOUS
SHEET SIZE (mm) 298 x 298
TILE SIZE (mm) 25 x 25
THICKNESS (mm) 10

Eden (FEATURED RIGHT)



FINISH VARIOUS
SHEET SIZE (mm) 305 x 305
TILE SIZE (mm) 25 x 25
THICKNESS (mm) 8





Mosaic Tiles

Harlequin Brick



FINISH TUMBLED
SHEET SIZE (mm) 305 x 305
TILE SIZE (mm) 30 x 10
THICKNESS (mm) 10

Harlequin



FINISH POLISHED
SHEET SIZE (mm) 305 x 305
TILE SIZE (mm) 25 x 25
THICKNESS (mm) 10

PRODUCT APPLICATION



Ethan		•	•	
Harlequin Brick	•	•	•	•
Harlequin	•	•	•	•
Goliath		•	•	
Imperial Garnet		•	•	

Ethan (FEATURED LEFT)




FINISH VARIOUS
SHEET SIZE (mm) 300 x 300
TILE SIZE (mm) 23 x 23
THICKNESS (mm) 10

Goliath



FINISH VARIOUS
SHEET SIZE (mm) 298 x 298
TILE SIZE (mm) 25 x 25
THICKNESS (mm) 10

Imperial Garnet







FINISH GLAZED CERAMIC
SHEET SIZE (mm) 300 x 300
TILE SIZE (mm) 34 x 34
THICKNESS (mm) 10

Mosaic Tiles

Imperial Jade



PRODUCT APPLICATION

				
Imperial Jade	•	•		
Italia Grey	•	•		
Katrina	•	•	•	•
Koray	•	•	•	
Kyoto	•	•	•	•

FINISH GLAZED CERAMIC
SHEET SIZE (mm) 300 x 300
TILE SIZE (mm) 34 x 34
THICKNESS (mm) 10

Italia Grey



FINISH VARIOUS
SHEET SIZE (mm) 295 x 300
TILE SIZE (mm) 25 x 15
THICKNESS (mm) 10

Katrina



FINISH VARIOUS
SHEET SIZE (mm) 300 x 300
TILE SIZE (mm) 25 x 25
THICKNESS (mm) 8

Koray



FINISH VARIOUS
SHEET SIZE (mm) 305 x 305
TILE SIZE (mm) 100 x 15
THICKNESS (mm) 10

Kyoto



FINISH VARIOUS
SHEET SIZE (mm) 300 x 300
TILE SIZE (mm) 23 x 23
THICKNESS (mm) 8

Mosaic Tiles

Lin



FINISH VARIOUS
SHEET SIZE (mm) 305 x 305
TILE SIZE (mm) 15 x 15
THICKNESS (mm) 8




PRODUCT APPLICATION



Lin	•	•	•
Michelle		•	•
Madeira	•	•	•
Main Glass		•	

Michelle (FEATURED ABOVE)




FINISH VARIOUS
SHEET SIZE (mm) 300 x 300
TILE SIZE (mm) 25 x 25
THICKNESS (mm) 8

Madeira



FINISH VARIOUS
SHEET SIZE (mm) 322 x 322
TILE SIZE (mm) 25 x 25
THICKNESS (mm) 5

Main Glass



FINISH POLISHED
SHEET SIZE (mm) 300 x 300
TILE SIZE (mm) 15 x 15
THICKNESS (mm) 8

Mosaic Tiles

Milano Trinity







FINISH HONED
SHEET SIZE (mm) 290 x 295
TILE SIZE (mm) VARIOUS
THICKNESS (mm) 10

Naomi



FINISH VARIOUS
SHEET SIZE (mm) 280 x 290
TILE SIZE (mm) 30 x 11
THICKNESS (mm) 10

PRODUCT APPLICATION

				
Milano Trinity	•	•	•	•
Naomi	•	•	•	
Oyster Stick		•	•	•
Paris Brick		•	•	
Pearl	•	•	•	
Pearl Brick	•	•	•	

Oyster Stick



FINISH CLEFT
SHEET SIZE (mm) 300 x 300
TILE SIZE (mm) VARIOUS
THICKNESS (mm) 10

Paris Brick



FINISH VARIOUS
SHEET SIZE (mm) 343 x 241
TILE SIZE (mm) 11.5 x FREE LENGTH
THICKNESS (mm) 5

Pearl



FINISH NATURAL SHELL
SHEET SIZE (mm) 295 x 295
TILE SIZE (mm) 25 x 25
THICKNESS (mm) 8

Pearl Brick



FINISH NATURAL SHELL
SHEET SIZE (mm) 305 x 305
TILE SIZE (mm) 25 x 12
THICKNESS (mm) 8

Mosaic Tiles

Portoro



PRODUCT APPLICATION



Portoro				
Polinyo				
Roma				
Primrose				

FINISH VARIOUS
SHEET SIZE (mm) 300 x 300
TILE SIZE (mm) 25 x 25
THICKNESS (mm) 8

Polinyo



FINISH VARIOUS
SHEET SIZE (mm) 300 x 300
TILE SIZE (mm) 25 x 25
THICKNESS (mm) 8

Roma



FINISH VARIOUS
SHEET SIZE (mm) 300 x 300
TILE SIZE (mm) 23 x 23
THICKNESS (mm) 8

Primrose (FEATURED RIGHT)



FINISH GLAZED CERAMIC
SHEET SIZE (mm) 300 x 300
TILE SIZE (mm) 23 x 23
THICKNESS (mm) 8



Mosaic Tiles

Samiel



FINISH VARIOUS
SHEET SIZE (mm) 297 x 297
TILE SIZE (mm) VARIOUS
THICKNESS (mm) 8

Spring Bloom



FINISH GLAZED CERAMIC
SHEET SIZE (mm) 300 x 300
TILE SIZE (mm) 74 x 74
THICKNESS (mm) 7.5

This mosaic is also available in Autumn Fall colourway (See pages 58-59).

PRODUCT APPLICATION



Samiel	•	•
Spring Bloom	•	•
Torino Glass	•	•
Tyrol	•	•
Tokyo	•	•

Torino Glass



FINISH POLISHED
SHEET SIZE (mm) 300 x 300
TILE SIZE (mm) 15 x 15
THICKNESS (mm) 8

Tyrol



FINISH VARIOUS
SHEET SIZE (mm) 295 x 298
TILE SIZE (mm) 30 x 15
THICKNESS (mm) 8

Tokyo (FEATURED RIGHT)



FINISH VARIOUS
SHEET SIZE (mm) 300 x 300
TILE SIZE (mm) 48 x 48
THICKNESS (mm) 8





A natural stone floor combines distinctive character with practicality, creating a seamless link between indoor and outdoor spaces.

Natural Stone Collection

Our natural stone collection is specially selected from trusted sources to provide you with the highest quality products in a variety of colours, sizes and finishes.

In a traditional or rustic setting, a floor from this striking collection can be assured to delight you for many years to come.

Cathedral

Careful ageing gives this traditional blue-black flagstone the impression of years of use. Cathedral is ideal for use in larger rooms where it can be shown off to maximum effect. It can also be used externally as it is extremely hard wearing.



FINISH CHIPPED EDGE, TUMBLED & PART-HONED

SIZES (mm) 600 x RANDOM LENGTH | ROMAN OPUS

THICKNESS (mm) 20

Applicable to both Cathedral and Minster Limestone

Minster

Offering the classic, well-worn look with a riven finish, this stone is ideal for traditional applications. Its flagstone size makes it perfect for larger areas, both inside and out.



Please note: Roman Opus is a module consisting of 4 stone sizes: 900 x 600mm (1 stone), 600 x 600mm (2 stones), 600 x 300mm (1 stone), 300 x 300mm (2 stones). Each module in this laying pattern is 1.62m². (See page 85 for details).

Perpignan

Characterised by a variety of warm caramel, beige and gold colours within each stone and a gentle antiquing, this charming stone has an ageless, rustic feel. A truly stunning and unique floor that can be used both inside and out.



FINISH TUMBLED & BRUSHED

SIZE (mm) 560 x RANDOM LENGTH

THICKNESS (mm) 20

Winchester

Heavily brushed with a tumbled edge, this rustic antiqued limestone, in warm cream and caramel colours, has a timeless quality. Ideal for use both internally and externally.



FINISH ANTIQUED

SIZE (mm) 560 x RANDOM LENGTH

THICKNESS (mm) 20



FULL CIRCLE[®]
CERAMICS

Product Information

Product Laying Patterns

Porcelain & Ceramic Tiles

Milan Range Modular laying patterns

1

SIZE GUIDE (mm)

A = 1 x	300 x 300
B = 2 x	450 x 300
C = 1 x	450 x 450

0.56m² per module/pattern

2

SIZE GUIDE (mm)

A = 1 x	300 x 300
B = 2 x	450 x 300
C = 1 x	450 x 450
D = 1 x	605 x 605

0.92m² per module/pattern


3

SIZE GUIDE (mm)

A = 2 x	300 x 300
B = 1 x	450 x 300
C = 1 x	450 x 450

0.51m² per module/pattern

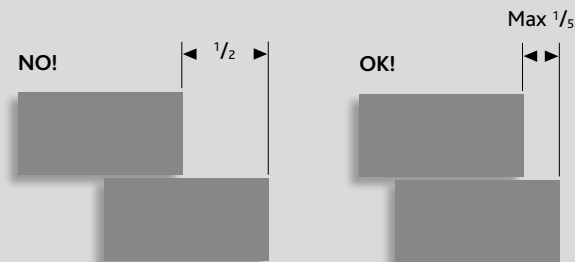
Forest & Jungle Ranges Laying patterns for 300 x 75mm tiles



GENERAL INSTALLATION GUIDE FOR LAYING PORCELAIN & CERAMIC TILES

We recommend you keep a 2mm minimum joint when laying either same-sized or different sized tiles together.

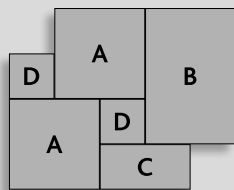
For laying porcelain products that are suitable for outdoor use, we recommend a grout width of 3mm.



Product Laying Patterns

Natural Stone Tiles

Roman Opus A random laying pattern made up of 4 stone sizes

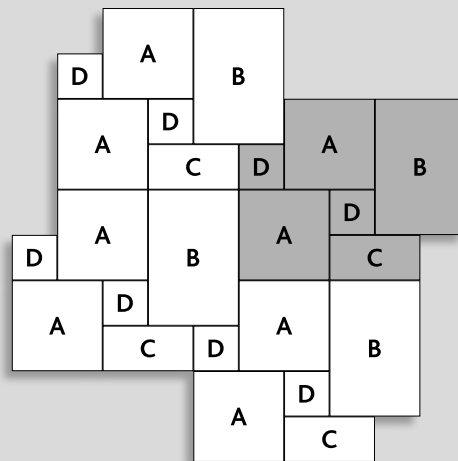


Single Roman Opus module pattern

SIZE GUIDE (mm)
FOR CATHEDRAL & MINSTER LIMESTONE

A = 2 x	600 x 600
B = 1 x	900 x 600
C = 1 x	600 x 300
D = 2 x	300 x 300

2.62m² per module/pattern



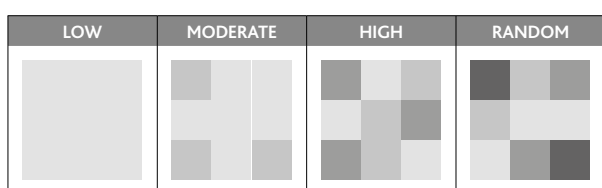
Set Width x Random Length A laying pattern made up of courses of even widths and predetermined lengths



Variations in Shade & Finish

Porcelain & Ceramic Tiles

As a result of recent advancements in production technology, subtle shade variations can be achieved to create a distinctive and natural appearance. The degree of variations in shade and finish may vary from tile to tile. This is an intended effect, designed to enhance the aesthetic characteristics of the tile itself. To illustrate this, a scale has been created to communicate the degree of variation intended:



The products fall within 4 categories:

LOW

A more uniform appearance and minimal variation in shade from tiles from the same production batch.

MODERATE

While there is a degree of consistency in the colour, texture or pattern between tiles, there may be subtle differences in shade.

HIGH

Distinctive variations in shade, colour and texture giving a more distinctive pattern.

RANDOM

Clearly distinguishable differences in shade, colour and texture so one tile may have a totally different appearance from that on other tiles

Please note: You should always purchase project quantities in one go to minimise variation in batches.

Range	LOW	MODERATE	HIGH	RANDOM
French Parquet				
Bianco, Grigio, Moro				•
Forest				
Beech, Neutro, Oak, Teak, Walnut		•		
Grafito			•	
Jungle				
Beige, Gris, Neutro		•		
Calacatta				
Silver, Silver Décor, Gold, Gold Décor			•	
Excell				
Invictus, Nexxside, Parsel, Padova Blue			•	
Padova Sand		•		
Como				
Arabesque Nero, Covelano, Invisible Grey, Sahara Noir			•	
Travertino Silver		•		
Amalfi				
Anthracite, Beige, Blanco, Gris			•	
Atlanta				
Bianco, Grigio, Nero			•	
Imperial				
Duchess, Duke, Earl, Emperor, Princess		•		
Milan				
Alba, Bovet, Chantilly		•		
Exilles, Rocher			•	

Range	LOW	MODERATE	HIGH	RANDOM
Conisbrough				
Arundel, Prudhoe, Ludlow, Warwick, Windsor			•	
Icon				
Almond, Charcoal, Glacier, Oyster, Scuba			•	
New Orleans				
Canal Street, Garden District		•		
Bourbon Street, Royal Street			•	
New Zealand				
Awanui, Catlins, Fiordland, Nelson, Tasman, Victoria			•	
Oakland				
Beige, Bianco, Gris, Natural, Oak			•	
Sálvora				
Almirante, Anthracite, Bianco, Boedo, Crespo, Gaona, Pampa, Telmo		•		
Tempo				
Grey, Grafito, White, Décor Grey, Décor Grafito, Décor White		•		
Thames				
Basalt, Silver, White		•		
Whistlewood				
Bianco, Brown, Graphite, Mist			•	
Yosemite				
Mulberry, Olive, Shell, Tan, Walnut			•	

Guide to Finishes

PORCELAIN & CERAMIC

Lappato

A varying degree of polishing across the surface of the tile, and it is important to note that the non-uniform finish will vary from tile to tile. This is an individual feature of this type of product. Not recommended for shower floors or external use.

Polished

The surface has an even, smooth and highly reflective surface. Not recommended for shower floors or external use.

Gloss

A highly reflective glazed and high sheen finish. Not recommended for shower floors or external use.

Natural

The tile has a matt finish often to replicate natural wood or stone finishes. Natural finished products are generally the best choice for shower floors and wetroom areas.

Satin

A smooth surface which reflects more light than a matt finish but not glossy like lappato. It is classed as a mid-sheen finish. Not recommended for shower floors.

Matt

A natural, non- glossy finish.

Rectified

The tile is cut to size after the firing process. This ensures the tiles are more accurate in size in comparison to non-rectified. Rectified floor tiles must be laid with a grout width of 2-3mm.

NATURAL STONE

Aged/Antiqued

The stone is tumbled then distressed and additional ad hoc processes may be added to enhance the aged appearance.

Brushed

The stone is wire brushed, giving a consistent textured finish.

Bush hammered

The surface of the stone is texturised with hammers to create a finish that resembles naturally weathered rock.

Chipped

The edges of the stone are chipped.

Honed

Abrasives are applied to the surface of the stone giving an even, smooth and generally matt surface.

Natural cleft

A natural riven finish achieved by splitting the stone.

Tumbled

The stones are placed in large tumbling machines whose action gives an aged finish to surface and edges.

General Information

Natural Stone Tiles

- All natural stone samples are subject to variation in colour, texture and pattern and can therefore give only an approximate example of the general appearance of the stone.
- Natural stone is a variable material by its nature – each batch will be different, even when coming from the same quarry. Please ensure that all tiles are ordered at the same time to minimise batch variation. Work with tiles from different pallets to achieve a harmonious look before fixing.
- Material should be cleaned and inspected prior to fixing and any faults or breakages reported within 3 days of receipt of your order.
- Laying should not be started until tiles are completely dry. As part of the cutting process requires water, some products may arrive damp. These products should be laid in a warm environment with a clear air flow until they are dry. The colour of the product is dependent upon its water content, so damp products may appear darker in appearance when initially received.
- Natural stone may appear to have fine and sometimes broader veins, which can appear as filled lines of fracture. This is a completely natural phenomenon; veining is not a weakness.
- Slight honing marks can sometimes be seen on the surface of natural stone tiles – these should disappear when sealed. Please note that this is unavoidable and should not be deemed a fault.
- Random Length – due to the nature of the product size some orders may be received without any shorter lengths and therefore additional cutting may be required.
- Tolerance (size variation) for all natural stone products will be + or – 2mm for the thickness and squareness of the stone, with an overall size tolerance of 3% deemed acceptable.

Please note:

WE ARE UNABLE TO ACCEPT ANY COMPLAINTS ONCE MATERIAL HAS BEEN FIXED.

A **shower/wetroom** is classed as an area that is in direct contact with water for prolonged periods of time. Advice should always be taken from a professional installer prior to installing tiles in these applications.

Colours are reproduced as accurately as possible within the limits of the printing process. Information contained within this brochure was correct at the time of going to print. Full Circle Ceramics reserves the right to make changes without prior notice or explanation.

Brochure content and images: copyright © Full Circle Ceramics

Brochure design: Fox Design Consultants www.foxdc.co.uk



PRODUCT SHOWN: Whistlewood Brown PORCELAIN

Authorised Retailer



Visit our website at **fullcircleceramics.co.uk** for more information,
free samples and details of your nearest retailer.